

# Passive Electrode Connectors

---

Hardware Reference



Updated 2025-05-12

© 2016-2025 Tucker-Davis Technologies, Inc. (TDT). All rights reserved.

Tucker-Davis Technologies  
11930 Research Circle  
Alachua, FL 32615 USA  
Phone: +1.386.462.9622  
Fax: +1.386.462.5365

**Notices**

The information contained in this document is provided "as is," and is subject to being changed, without notice. TDT shall not be liable for errors or damages in connection with the furnishing, use, or performance of this document or of any information contained herein.

The latest versions of TDT documents are always online at <https://www.tdt.com/docs/>

# Table of Contents

---

## Connectors


LI-CONN - Low Impedance Connectors	4
LI-CONN-Z - Low Impedance Connector for PZ PreAmps	4
DB80-I64 PZ5M to I Cable Adapter (64 Channel)	5
Connector Pinout	5

# Connectors

---

## LI-CONN - Low Impedance Connectors

---



A set of multi-channel low impedance connectors (LI-CONN) for the RA16LI is available for users who do not require a direct connection between the electrodes and the headstage. The LI-CONN uses standard 1.5 mm safety connectors to ensure proper connection between electrodes and the preamplifier.

## LI-CONN-Z - Low Impedance Connector for PZ PreAmps

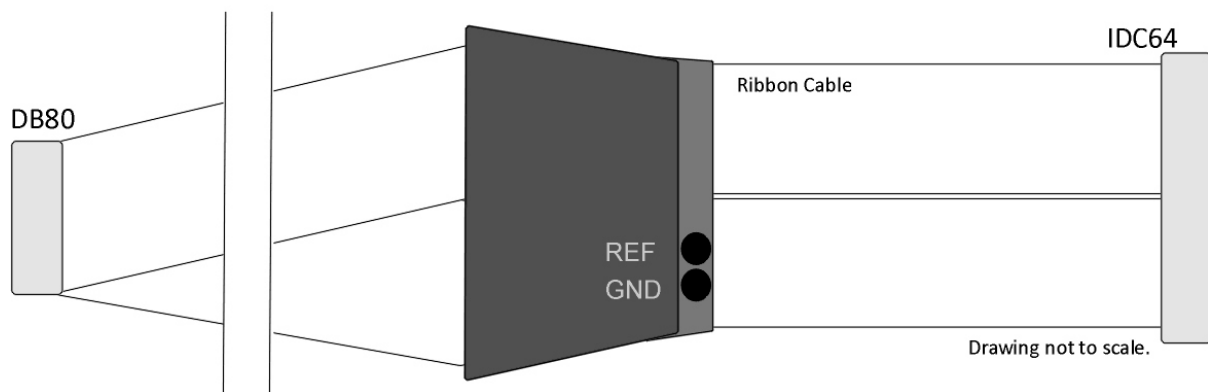
---

The PZ5/PZ3/SIM are designed to record from low impedance electrodes and electrode caps with input impedance less than 20 kOhm. Signals are input via multiple DB26 connectors on the PZ back panel. A break out box or connector(s) is required for electrode connection.

The **LI-CONN-Z** features standard 1.5 mm safety connectors and provides easy connections between electrodes and the amplifier.

## DB80-I64 PZ5M to I Cable Adapter (64 Channel)

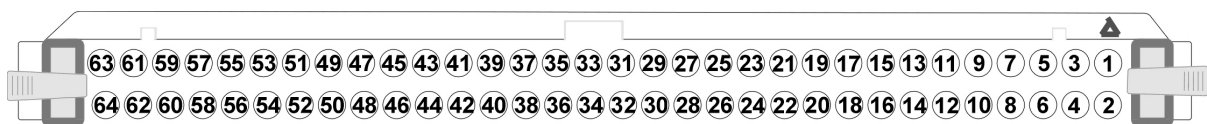
The DB80-I64 adapter connects a standard I connection to a single PZ5M DB80 input connector. Ground and reference are available via standard 1.5 mm touch proof inputs on the polymer bracket. The light-weight bracket reduces tangling near the subject.



*DB80-I64 Cable Adapter*

The male I connector is keyed to ensure correct connection and includes locking latches to prevent disconnection. The standard length of ribbon cable, from end to end, is 3.6 meters.

### Connector Pinout



*Pinouts are looking into the connector and reflect the preamplifier channels*

The connector is marked to indicate channel 1.