

Electrode Specification Sheet

Customer Name: _____

Sales Order: _____ Date: _____

File Name: _____ Qty: _____

Form Factor: _____

Internal Use Only

(NOTHING TO SCALE)

1

Electrode Spacing:

- 175um 350um
 250um 500um

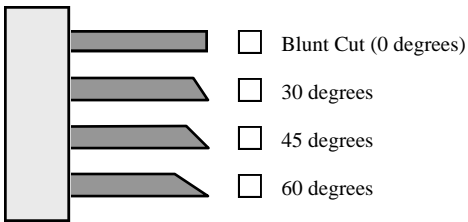
2

Row Separation:

- 500um 1500um
 1000um 2000um

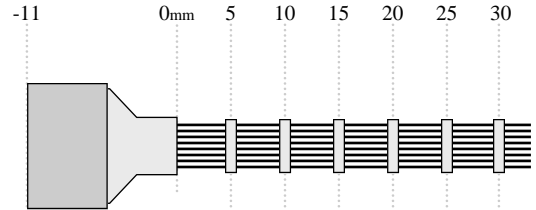
3

Tip Angle Specification (all sites):



4

Land Specification:



Check those to keep:

-

(Last one checked indicates tip area)

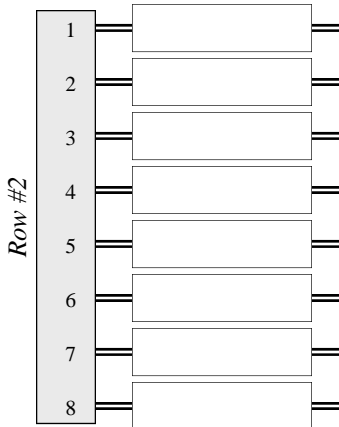
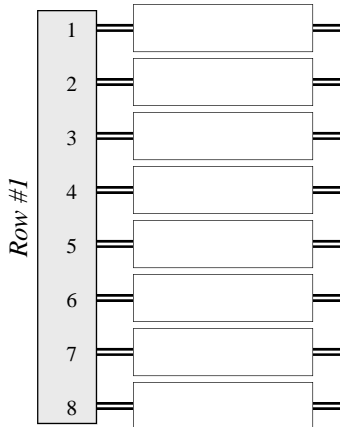
5

Wire Diameter (all sites):

- 33um 50um

6

Tip Length Specification



Length (0.5—4mm)
 S = Same as previous
 O = Omit shank

- Check here if all lengths the same

If more than 16 channels and not all same length, contact TDT for assistance.

7

Optional Attached G/R Wires:

- Ground
 Reference